



Your Next Step in Digital Dentistry is Here.
[Getsprinray.com](https://getsprinray.com)
Schedule a Demo Today!



2710 Media Center Drive, Suite 100
 Los Angeles, CA 90065
www.sprinray.com
info@sprinray.com 20250613



19 Mayıs Mah. Büyükdere Cad.
 Gümülcineli Apt. 16/9 34363 Şişli-İST.
 +90 (212) 231 03 20 - 231 03 26
www.onexdental.com
info@onexdental.com

1 I N D E N T A L 3 D P R I N T I N G

Say Hello to Dental 3D Printing

Digital workflows have revolutionized dentistry, increasing the flexibility of care while dramatically reducing costs and wait times for patients and clinics. SprintRay has developed two 3D printing platforms to meet the unique demands of your dental practice.



Midas Digital Press:

A revolution in speed and simplicity for creating restorations chairside. The ideal starting point in 3D printing.

Pro 2 Digital Print:

Our workhorse printer purpose-built for clinics and labs who want to print a broad range of dental applications.



DIGITAL PRINT
MIDAS
 SMART AND SIMPLE

**Digital Press
 Stereolithography (DPS)**

Midas is an all-new solution for chairside restorations. Digital Press Stereolithography combines the tank, resin, and platform into a single capsule, allowing it to print with materials up to 10x more viscous than conventional 3D printers.

**Print a range of restorations
 in 10 minutes**



Combination of applications across all 3 capsules



Midas Restoration Printer



Midas Capsule
 Midas accommodates up to three capsules at once



Fast
 Print restorations using highly viscous resins with inorganic fillers in minutes with DPS technology

Effortless
 Scan a capsule, place it, then retrieve your restoration in less than 10 minutes

Radically Different
 Patent-pending printing method unlocks future biomaterial innovation

One Capsule, Infinite Possibilities

The Midas Capsule contains everything you need to print. Highly viscous resins are no problem – including ceramic infused and other highly viscous resins with inorganic fillers.



Step 1
Scan

Scan the capsule using the barcode scanner.



Step 2
Place

Place the capsule where the printer instructs.



Step 3
Press

Midas will press up to 3 capsules in 10 minutes.



Step 4
Remove

Remove the build platform – your restoration is ready.

DIGITAL PRINT

Pro 2

THROUGHPUT MEETS PRECISION



The Precision Revolution

SprintRay Pro 2 is built to be the most accurate 3D printer in dentistry. From refactored resin profiles to the patent-pending Optical Panel, every detail is designed to improve your outcomes across 15+ dental indications.

35µm Precision

Patent-pending Optical Panel technology gives Pro 2 35µm resolution

4x Throughput

Print up to 6 dental arches in a single job or use Arch Kit for 2x print speed

15+ Workflows

Print night guards, crowns, aligner models, implant dentures, and more



Workflow Control Center

A 12" touchscreen computer helps run your workflow with easy-to-use UI and a built-in barcode scanner for medical device tracking.



Optical Panel

Pixel Perfect Accuracy

Pro 2 flips the script on the 3D printing process, placing the Optical Panel directly below the resin tank for 35µm resolution across a huge build area.

It also takes advantage of 385 nm UV light, offering 4x cure depth control for improved precision and 96% light uniformity across the build platform.

Unmatched Flexibility

Pro 2 features thoughtful ergonomics, including rubberized touchpoints, stacking resin tanks, and Print Kits to optimize Pro 2 for your practice.



Standard Kit

Max throughput
4x larger print area



Arch Kit

Max speed
2x faster



Resin Tank



385 nm UV Light Engine

DIGITAL PRINT



Double your Production: Print two different dental applications simultaneously

Adding the Duo Kit to your Pro 2 streamlines workflows, gains flexibility, and reduces waste across multiple indications and shades, making your dental practice even more productive.



Denture Base and Teeth



Bridges and Surgical Guides



Mouth Guards in 2 colors

SprintRay Materials for your Pro 2. Powered by our Biomaterial Innovation Lab

No matter what kind of dental office you run, SprintRay 3D printers can help you improve profitability and efficiency. Our 3D printing ecosystem helps you go from design to 3D printed appliance in hours, not days.



Restorations



Hybrid Dentures



Sports Guards



Denture Base and Teeth



Direct Print Retainers



Night Guards



Surgical Guides



Dental Models

ProWash S


AUTOMATED CLEAN
AND DRY SOLUTION

The Award Winner, Reimagined

Designed to be fast, reliable, and connected, ProWash S cleans and dries 3D printed dental models in just 9 minutes.



INTERNATIONAL
DESIGN
EXCELLENCE
AWARD
2021



Clean

Patented mechanical jetting for max cleaning; dedicated drying fan and air channel for fully dried parts.

Smart

Cloud-connected for automatic job handoff and software updates

Efficient

Dedicated drying hardware and simple maintenance

Auto Handoff

ProWash S connects with SprintRay printers and curing devices for maximum workflow integration.



Job handoff from Printer > Wash > Cure

NanoCure

POWERING NEXT-GEN
BIOMATERIAL INNOVATION



Workflow Supercharger

NanoCure fits the fastest curing technology into a tiny form factor, making it easy to finish 3D printed parts in just a few minutes. Expand your speed to care without losing counter space.



NanoCure is designed to cure small numbers of parts at maximum speed

Speed

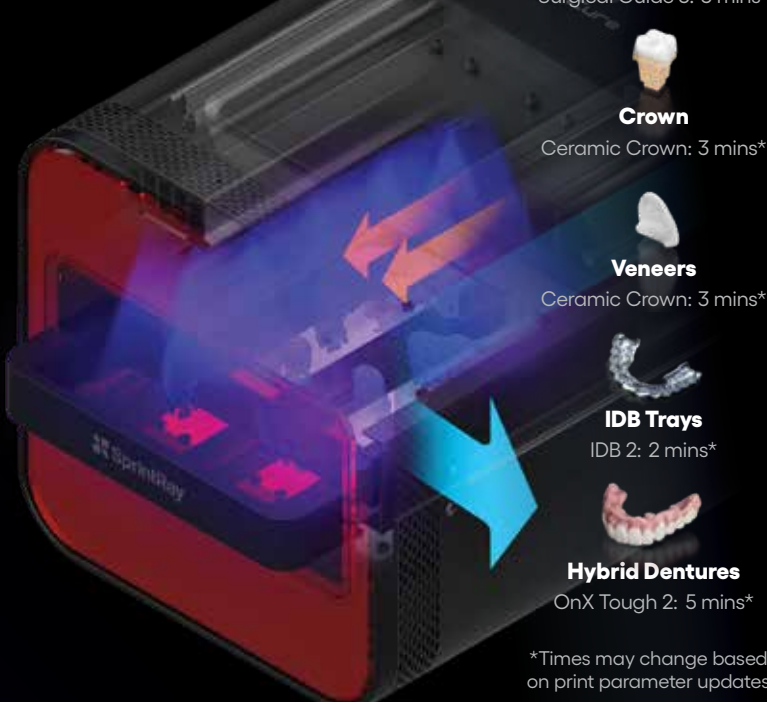
Post cure in minutes with no nitrogen required

Power

Industry leading 365+385 nm LEDs and smart thermal management

Chemistry

Unlock a whole new generation of material chemistry



60% Faster Cure Times



Dentures

Apex Base/Teeth: 15 mins*



Occlusal Guards

NightGuard 2 Flex/Firm: 4 mins*



Dental Models

Die and Model 2: 2 mins*



Surgical Guides

Surgical Guide 3: 3 mins*



Crown

Ceramic Crown: 3 mins*



Veneers

Ceramic Crown: 3 mins*



IDB Trays

IDB 2: 2 mins*



Hybrid Dentures

OnX Tough 2: 5 mins*





*Times may change based on print parameter updates.

The Power of SprintRay is in the Complete Validated Workflow

Scanning, printing and post-processing designed to work together for a frictionless experience.

Midas Digital Press











Ideal for creating:

-  Crowns
-  Veneers
-  Inlays
-  Onlays



Pro 2 Digital Printer

Ideal for fabricating:

-  Dental Models
-  Direct Printed Retainers
-  Surgical Guides
-  Conventional Dentures
-  Hybrid Dentures
-  Try-in Dentures
-  Crowns & Bridges
-  Veneers
-  Occlusal Guards
-  Sports Guards



*3rd party scanner not available from SprintRay



1 IN DENTAL 3D PRINTING

